



**Master Gardener**  
Ohio State University Extension Volunteer

<http://clark.osu.edu/topics/horticulture/blades-blooms-newsletters>

Follow us on Twitter ([www.twitter.com](http://www.twitter.com)) our user name is OSUEclarkcounty

# Blades and Blooms


**Master Gardeners of Clark County**

**PO Box 158, Springfield, Ohio 45501-0158** Volume 17 Number 09 September 11

## Mark Your Calendar !

### September

- 1 9-12 HelpLine
- 2 9 am Fair Flower Show @Cracker Barrel
- 5 Office Closed Labor Day
- 7 9 am Garden Clean Up
- 8 9-12 HelpLine
- 12 9-12 HelpLine  
10:30-12:30 OSUE Staff OC
- 14 6 pm Social, 6:30 Gen. Mtg.
- 15 9-12 HelpLine
- 16 9 am-2 pm Utzinger Clean up & Pot Luck
- 17-18 Wool Gathering @ Young's Jersey Dairy
- 19 9-12 HelpLine  
9 am FSR prep/Utzinger
- 20 B&B Deadline  
FARM SCIENCE REVIEW
- 21 FARM SCIENCE REVIEW
- 22 FARM SCIENCE REVIEW (and tear down), Helpline 9-12
- 26 Helpline 9-12  
Utzinger Clean up 9am
- 27 BYGL 9-12
- 29 LAST Helpline 9-12
- 30 MGV Recertification hours, Com. reports, Budgets Due, and Recertification Forms (dues)



## President's Message:

First, I want to thank everyone for all of their help at the Jubilee, especially Lois and Janet! It was such a fabulous day with many smiling faces on both visitors and volunteers! Also, a huge thanks for all of your help for setup, staying for the Secret Arboretum check presentation and all of the great food at the potluck. I think it is great everyone has an opportunity to meet all of the great people who make up Ohio State University Extension.

Second, can you believe how great the new arbor on the barn looks? A great big THANK YOU to Shonil, Phil, Ron, and Ed for enduring some very hot and humid mornings to get this completed for our visitors and US. It really ties our gardens together and provides some much needed shade.

Thanks also for all of the hard work the Fair Flower Show Committee did. You guys are a great bunch of dedicated Master Gardeners. Some of the flowers were spectacular!

We have a very busy schedule for this month (September). The Utzinger Garden committee is getting ready for the 3 day Farm Science Review. Also, we have decided to participate in the local spelling bee again this year. We will take reservations at the general meeting if you would like to attend. Also, due at the end of the month are your MG hours and dues. Committee chairs need to submit their year-end reports and budgets for the following year, even if you are stepping down we need a budget request for those following in your footsteps. We have several Chair openings we would like to have filled soon, so don't be shy when someone asks you. Also remember, you can have a co-chair to help share the duties.

I would like to invite everyone to A Wool Gathering, September 17<sup>th</sup> and 18<sup>th</sup> at Young's Jersey Dairy. This is an event a couple of my friends and I started years ago with the help of the OSU Extension. Knitters, we will be starting our classes before long and this is a good place to see things that are not available locally. Guys, bring your wives and you can watch the sheep shearing and border collie demos while they shop. You can also enjoy some great ice cream.


Hold on to your hats! We are planning a Buckeye Bash (tailgate party) for the September meeting!!! There will be prizes and surprises! We would like you to wear OSU/Buckeye attire, or costumes. See if you can come up with the best headgear, all around costume, buckeye snack, or drink (nonalcoholic), cheer or dance (or something else if I forgot a category). The meeting will be important, but short!

Make the most of these nice warm days.

RuthAnn Rahim

Remember, "GOBUCKS"

# Pam's Posies



Thanks to everyone who helped with the Gateway Garden Jubilee! WOW, what an event. It's so much fun to see people enjoying the gardens. We estimated over 1700 guests enjoyed the day. The comments were outstanding and I'll have a summary of the evaluation at the September meeting. Congratulations once again to Lois and Janet for their leadership and of course, all of the committee chairs and volunteers who helped as well. One of the items on the evaluation was regarding the volunteers and most people liked having them on hand to answer questions.

By the way, have you seen the Gateway Learning Gardens lately? Have you brought a friend to visit the garden? I hope that our own volunteers are getting to experience the incredible work that has been accomplished. With the addition of the arbors, the renovation of the shade garden, and the fact that Marcus, our summer assistant and Krista have worked to edge almost all of the beds, the gardens are really hitting their stride. Please take some time to come and enjoy the gardens and bring friends and family.

The Way to Grow Community Garden program has once again been a huge success due to the leadership of Pam Thullen and Susie Broidy. Watch for some exciting changes in this program! We will be installing drainage in these gardens this fall so next spring should be a bit drier!

The Farm Science Review is just around the corner and this is the 2nd largest volunteer event for the MGVs of Clark County. Thanks to Cindy and her leadership efforts and all of the volunteers in getting this ready for more than 100,000 visitors. In addition, it's a great fundraiser for us.

So much is happening right now in Clark County and I am proud to say that the Gateway Learning Gardens and the MGVs are right up there in the forefront. Visitors to the garden this summer have said, "we have to tell more people about this!" Let's keep working hard to get the word out. Any ideas you have to market and promote our gardens should be passed along to Carolyn Allen. We have rack cards (they go in the racks that you see in hotels and restaurants) that can be distributed as well as MGV program

brochures. Don't forget that we will be recruiting for a new class starting in 2012.

As always, thanks for making my job so enjoyable. I have parts of my job that I really don't like (administration) but the parts that I love include the MGVs and teaching. Those of you going to the International MGV Conference, have a safe trip and a great time. See you there!

Pam

## TREE SURVEY

There will be no formal meeting on September 8th for the tree survey as the volunteers working on this are now doing this as they have time. If you have completed your packet, there are still 3 packets remaining so grab another one. Our goal is to complete the 20% random survey before the leaves fall! If you are struggling with your packet or having some challenges, please let me know and we can get some help. Once these are completed, the data will be entered and then sent to Columbus for analysis. Thanks for your efforts in this important project!

Pamela J. Bennett  
State Master Gardener Volunteer Coordinator  
Extension Educator, Horticulture  
Ohio State University Extension

## Jo's Notes


### Thoughts and Prayers

Barb Hall, eye problems. 150 Green Valley Drive, Enon, OH 45323.

Janet Heater's mother passed away July 27, 2011. Janet's address is 5116 Willowdale Road, Springfield, OH 45502.

Keep Jim Hamilton and Ed Jenkins in your thoughts.

Denny Dalton is on the mend.



Thank you for all the cards, words of encouragement, care and concerns over the past 3 ½ months during my Mother's decline. Thank you too for the beautiful floral arrangement at her funeral, those who attended the service and the patience during our Gateway Garden Jubilee planning. You are an amazing group—showing compassion for members as well as plants! Thanks again, Janet Heater

# Carolyn's Corner

## Gateway Garden Jubilee

WOW what a Jubilee? I believe it gets better every year and I do not know how that happens since it is hard to top the previous year's event. Congratulations to Janet Heater and Lois O'Keefe on another outstanding year. The vendors, presentations, children's activities, plant docs, food, bouquets, and the gardens were all great. Kudos to all the individual chairs. Hope you have seen the State MGV web site and checked on the article that was posted there.

Wonderful job now enjoy your rest because next year will be here before you know it.

## Farm Science Review (FSR)

The FSR will take place on Tuesday, September 20, Wednesday, September 21, and Thursday, September 22 at the Molly Caren Farm in London, Ohio. Many of you have signed up to work in the Utzinger Gardens during the review and we thank you for that. Tickets and parking passes will be distributed at the September general meeting on Wednesday, September 21. Parking spots are in short supply so try to arrange to car pool at the general meeting. Many Master Gardener volunteers are coming from nearby counties to work alongside of the Clark County volunteers. It is a fun time and there is so much to see and take in you will be overwhelmed if this is your first time to volunteer at Utzinger Garden. Cindy Schneider and her group of volunteers will have the garden looking great and I have heard there will be some new garden spots to check out.

Speakers will be giving presentations in the gazebo from 10 o'clock til 3 o'clock; good time to add advanced training hours if you need any. Each program is worth one hour. I am looking forward to seeing you all and enjoying the experience. Loosely Strung band will be playing in the garden on Wednesday and Carolyn Hennigan, Kathy McConkey, and myself will be grilling fresh fruits and vegetables on the grill Thursday. Trees from Secrest Arboretum and buckeyes grown by Cindy and Ruth Ann Rahim will be on sale in the garden.

What could be better to get volunteer hours, eat, listen to speakers, and shop; all in the garden, it makes for a perfect gardener's day.

## End of year Forms and Hours Due

September 30 will be here before you know it and that means your volunteer **hours** and advanced training hours are due. The forms for reporting these were passed out with your calendars. I hope you still have them, but in case you have misplaced them, they will be available in the office.

Also due at this time, are **Committee Chair Reports**. Just recap your year, list members, activities, budget, and results for the year. You do not have to write a book. With the Chair report you must submit a **budget for 2012**. Think about what you need or want to do next year. Do you need more plants? Mulch? Are you planning an event? Please give this some thought. Any committee not submitting a budget will have an amount assigned by the finance committee.

Turn in you Committee Chair Report, Budget, and hours to Carolyn at the office.

## Recertification Form

This form with payment is due on September 30. Mail to Master Gardener of Clark County, P.O. Box 158, Springfield, OH 45501-0158 with your fees (\$30). John Eichelberger, Treasurer will give the names to the office. On the back side of your recertification form is you interest check list. This is the form that you check what projects, events, or committees you would like to participate in next year. If you would like to do some teaching, there is a place to check that. If all of this is confusing, give me a call. Carolyn 521-3860.

## Straw Vote

Included in your newsletter this month, is the straw vote form. Listed are all the names of volunteers, past officers, and a space for you to nominate members for next year's officers. If you believe someone would be a good officer, nominate that volunteer for that office by placing a check in the blank beside their name. Top vote getters will be contacted by the nominating committee to see if they would be willing to run for office. They have the option at that time to agree or to decline.

## Carolyn's Corner *(Continued)*

We do not nominate anyone for president as the President Elect, Cindy Schneider will fill that position next year. Return forms to the office or bring to September general meeting and turn in to the nominating committee chair, Cindy Schneider.

### Recognition Celebration

The end of the year banquet will be held on Monday, November 7, at the Marriott in downtown Springfield. If you have any articles to contribute for the silent auction, bring them to the office in October and Kathy McConkey will see that Karen Neer, Recognition Celebration Chair person gets them. Must be clean and in good working order.

Master Gardener Volunteers' dinners are paid by the organization but any guests dinners are your responsibility. A great night as we celebrate our year's achievements and spend time together that does not involve weeding. Awards will be given to many volunteers who completed a milestone accumulation of hours and went beyond the call of duty to the organization. Come join in the celebration.

### International Master Gardener Conference

It is almost time for us to pack and drive to Charleston, West Virginia for the International MG Conference. This is held every three years in a different location in the United States. We have been to Cincinnati, Arkansas, Las Vegas, and now Charleston. This year the conference is October 11-14 and Ohio will have their state awards ceremony at the conference.

Many of us are going and we hope more will join us. The more the merrier. It should be gorgeous fall color in West Virginia this time of year. Come hear some great speakers, do some fabulous tours, and meet some of your fellow Master Gardeners from across the US. It is great fun to network and share gardening experiences. See you there.


## What is a Geocache???

Mid-summer, Anne Kaup-Fett suggested it might be fun to have a geocache at the Gateway Learning Gardens. After checking with Pam, and brain-storming a geocache was created. What is a geocache? It is an ultimate scavenger hunt using a hand held GPS (Global Positioning System) unit. My son, Josh, will maintain the box and a friend through scouts, Rodney Craddock, helped us get it set up through geocaching.com. The cache's "name" is Between a Rock and a Hard Place. It will hopefully attract people to the gardens that wouldn't normally visit. Also, it has an educational aspect with the EAB silly bands and fact sheets on identifying ash trees and Emerald Ash Borer fact sheet. Should someone accidentally happen upon it please leave it where it is. Want to find it? Log on to [www.geocache.com](http://www.geocache.com) and get the coordinates and use your GPS unit or borrow someone's and let the hunt begin.

-Bonnie Martens

## Happy Birthday to...

Marilyn	Hinderer	3rd
Dorothy	Burkholder	7th
Joyce	Studebaker	8th
Kathy	Eckell	11th
Betty	Grimes	13th
Kathleen	Harbaugh	16th
Dianne	Kane	17th
Polly	Cooper	18th
Cindy	Schneider	19th
Peggie	Elsnau	21st
Jerry	Howell	21st
Janet	Hannel	24th
Anne	Joyce	25th
Becky	Miller	27th



# COMMITTEE REPORTS:

## GATEWAY GARDEN JUBILEE

Thank you to all workers, chairs and attendees at the recent Gateway Garden Jubilee. We couldn't have done it without you. You are a great group! The GGJ was once again a huge success with approximately 1700 people attending.

Thanks again,  
Janet Heater & Lois O'Keefe, Co-chairs

## HELPLINE

It has been a great year for the HelpLine. September is the last month for volunteers to man the HelpLine this year. There were so few calls in October during the past two years, that we decided not to ask for volunteers. Kathy McConkey has volunteered to take any calls in October. We thank you all for your help and support.

Remember that grass is just a flower bed in waiting.

## **MONDAYS**

Closed Sept. 5  
Sept. 12 Lola Walston  
Sept. 19 Cindy Gootee  
Sept. 26 Bonnie Martens

Rick McKinstry

## **THURSDAYS**

Sept. 1 Cindy Gootee  
Sept. 8 Deb Dean  
Sept. 15 Lola Walston  
Sept. 22 Cindy Gootee  
Sept. 29 Joan McLean



## PERENNIAL COMMITTEE

Another Gateway Garden Jubilee Day has come and gone. I want to say a big Thank You to all the people working in the perennial area. The day started out rather cool but then it turned hot. It was a day bordering on what I refer to as a H & H day (hot & horrid).

You came and worked even though some of you had back problems, knee problems, and other problems. The perennial area is a rather large area and one person certainly could not adequately answer all the questions visitors asked in our section. It takes a good team of workers which we have. You also kept it weeded and looking good for our big event. So to all who volunteered your time, again, I say thanks for all your help on Gateway Garden Jubilee Day and throughout the season. It would not have been a success without you.

Dot Burkholder and Kathy McConkey


## UTZINGER GARDENS

Well, it's hard to believe that it is shine time already for Utzinger Garden, the "jewel" of Farm Science Review! When I think back to Spring and all of the major areas that needed redeveloped, the loss of the anemones, and securing replacements, the conversion of the raised vegetable beds to hummingbird garden, the renovation of Daina's hosta garden and Susie's block O, I am amazed that all has been completed. Phil Young has built an incredible arbor to shade the glider in the hummingbird garden and had the patience to teach me some carpentry. Deb, Donna, and Roz have loaded the beds with hummingbird favorites and it is visited regularly.

Madison County volunteers who toured recently were quick to appreciate the new heuchera collection and bees are quite busy in Daina's sunny border.

I am once again extremely thankful to have a truly amazing crew of volunteers! I am proud that due to your combined efforts, our guests will once again enjoy a relaxing visit to the garden.

For those of you who have signed up to work during review and have not seen the gardens, please take a day to come out and become familiar with them. We will have a final clean up day on Friday, September 16 that combines an orientation luncheon that is provided. Monday, September 19, we will set up our tents and place potted mums and pray that no storms blow through Madison County from that point forward!  
Cindy Schneider



## FAIR FLOWER SHOW

The last meeting to make correction for the fair for 2012 will be September 2, 2011 at 9:00 a.m. at Cracker Barrel, 105 West Leffel Lane, Springfield. Please email Polly at [cooper1763@yahoo.com](mailto:cooper1763@yahoo.com) if you can make it. She needs to make reservations. Thank you all for all your efforts in making this a great fair.

Polly Cooper and Madge Morris, Co-chairs

## PLANT DOCS

The Plant Docs were busy as usual during the Gateway Garden Jubilee. Special thanks to Ed Jenkins, Anne Joyce, Rick McKinstry, Marcia Roberts and Lola Walston for their expertise and willingness to help. Thanks to Bonnie Martens for hanging out near the barn overseeing the Scouts with Zero Waste duties and being willing to float back and forth as needed.

This year we used every opportunity to make the public aware of the Asian Longhorn Beetle by exhibiting a display board, passing out ALB bookmarks and showing our vial with a real (dead of course) sample. We talked to many with general landscape and gardening questions and concerns. It was a great day!

Kathy McConkey

## *Herb of the Month:*

CALENDULA (*Calendula officinalis*)

Family: Asteraceae

Common Names:

Poet's marigold, pot marigold, English marigold

While deciding what to write about this month and going through books, I looked at calendula and had never really thought about calendula being an herb. However, it would be hard to



find a more versatile, useful plant. Calendula is grown almost worldwide, a native from Europe to Iran and North Africa. Calendula was used by ancient Greeks, Romans, Middle Eastern and Indian cultures as a medicinal herb as well as a dye for fabrics, food, and cosmetics. The name calendula comes from the Latin name kalendae, meaning first day of the month as they are usually in bloom at the start of most months of the year. The common name marigold comes from Virgin Mary or Queen Mary.

Calendula is a genus of about 20 species of annual herbaceous plants in the daisy family Asteraceae. Calendula should not be confused with the other marigold plants in the family Tagetes from Mexico, Africa, and France.

Calendula are easy to grow from seed - either start inside 6-8 weeks before the last spring freeze and transplant outside or plant directly in the ground after the soil has warmed to 60 degrees F. Calendula prefer full sun in fertile, moist, well drained soil. They are intolerant of intense heat but will flower until the ground is frozen. They will grow from 12 to 24 inches high and a little less wide. It is a tough, vigorous upright plant with a single or double daisy like flower in bright yellow, gold to orange colors up to 4 inches wide. The leaves are pale green, lance shaped, slightly hairy, and strongly scented. Deadhead to prolong blooming and to keep looking neat. They look great as a border plant and will often reseed itself. Do watch for aphids and powdery mildew.

Calendula flowers can be used fresh or dried as a garnish to add color instead of flavor, in herbal teas combined with lemon or mint, and used in place of expensive saffron in stews. They can also be used to add color to rice, pasta, and potato dishes. They have a slightly bitter flavor that mellows with cooking and have no fragrance.

The properties in calendula have been found to be anti-inflammatory, antiseptic, antibacterial, and antifungal. For this reason, the petals are used in making creams and soaps for the face and hands, ointments for soothing irritated skin, insect bites, eczema, and sunburns. The petals can be brewed into an infusion to wash cuts and bruises. It is not taken orally. Do not use if you are pregnant or breast feeding.

Calendula are lovely in floral arrangements. They are used as a dye plant. It also attracts butterflies and other beneficial insects so is a great companion plant. I hope you learned a little more about a common herb and a beautiful plant, calendula as I have, and will consider growing this wonderful plant, if you don't already.

### Sources:

Your Backyard HERB Garden	Miranda Smith
Herb Gardening for the Midwest	Debra Knapke, Laura Peters
The Ultimate Herb Gardner	Barbara Segall
Botanica's Pocket Annuals & Perennials	H.F. Ullmann
The Macmillan Treasury of HERBS	Ann Bonar
The Encyclopedia of HERBS	Arthur O. Tucker and Thomas Debaggio

Submitted by Natheeta Mercer

"Spring scarce had greener fields to show than these  
Of mid September; through the still warm noon  
The rivulets ripple forth a gladder tune  
Than ever in the summer; from the trees  
Dusk-green, and murmuring inward melodies,  
No leaf drops yet; only our evenings swoon  
In pallid skies more suddenly, and the moon  
Finds motionless white mists out on the leas."  
- Edward Dowden, In September

## PLANT OF THE MONTH:

### SPIDER FLOWER CLEOME (klee-OH-ME)

Want an annual that blooms for a long season and improves with age? Spider flower may be a good choice. It will start blooming when it is about 1 foot tall and keeps on getting taller. It will be at its peak toward summers end. Bees, butterflies, and hummingbirds



Spider flower is easy to grow whether you buy plants or grow from seed. Plants are widely available and they transplant readily. You can sow spider flower outdoors in fall or in early to mid-spring, but the plants won't begin to bloom until midsummer. For earlier flowers, start the seed indoors 8 to 10 weeks before the last frost date. Scatter the seeds evenly over a tray of seed-starting medium. Do not cover seeds, keep them moistened lightly. Insert the tray into a clear plastic bag and place in refrigerator for about 2 weeks, then remove the tray and place in a warm spot. Germination takes about 10 to 14 days at room temperature.

The above information is according to the reference book. I have a much easier method that has not failed as yet. To begin the process, buy a few plants at your local garden center. Plant them in full sun toward the back of the border as they will grow to about 4 to 5 feet tall. The bloom colors will be either, pink, purple, or white. About mid-August you will notice seed pods forming along the stalk. The seed pods look like small green beans. Soon they will turn brown and the pod will split open and drop the seeds. I just let the seeds fall on the ground and leave them alone. I pull up the stalks when they turn brown because I don't think they add much winter interest. Lo and behold, come springtime you will see lots of new plants coming up. Sometimes they pop up in unexpected places. Not sure how that happens.

A few years ago, I had quite a few of these plants growing towards the back of my yard. A neighbor strolled by as I was working in the front yard. She saw the flowers blooming, really liked them and wondered what they were. They do make quite a display in a mass planting.

You might like to plant some red fountain grass or 'Powis Castle' artemisia in front of the Spider flowers to cover up the late summer legginess of the plants.

During rainy growing seasons you may notice some leaf spots, just remove the leaves. If aphids, spider mites, or whiteflies are a problem, you can control with insecticidal soap. I have not had any of these problems so far.

Dot Burkholder

## Native Plant of the Month:

### Virgin's Bower (*Clematis* *Virginiana*)

by Janet Hannel

Virgin's Bower is a native clematis vine which blooms from July to September. The one-inch creamy-white flowers are mildly fragrant and delicate. The vine can grow to 20 feet in the wild, climbing over bushes and fences. In the fall the fruit becomes a showy cluster of long-lasting feathery plumes called "Old man's beard." It is attractive to bees and moths.

In my garden the virgin's bower is climbing over a male winterberry holly (just because that was the only place I could find). In the photo it mixes nicely with the trailing trumpet vine and the scarlet runner beans. (If there is a theme, it is accidental!!)

This native is sometimes confused with the aggressive, non-native Sweet Autumn clematis, which also has three leaflets. However, virgin's bower leaves are toothed and Sweet Autumn Clematis (*Clematis Paninculata* or *terniflora*) leaves are smooth.

I would recommend this plant as a substitute for the invasive nonnative. We have given too much space to the invaders and paid too little attention to the native flora.



Ohio State University Extension  
Clark County  
4400 Gateway Blvd., Suite 104  
Springfield, OH 45502-6330



*Garden Clean Up  
Wednesday  
September 7th, 2011  
9 to Noon*



**Master Gardener**  
Ohio State University Extension Volunteer

The Master Gardener “Blades & Blooms” is a publication of the Clark County Extension Office, 4400 Gateway Boulevard, Suite 104, Springfield, Ohio, 45502, 937-521-3860. The Master Gardener Advisor is Pam Bennett.

OSU Extension embraces human diversity and is committed to ensuring that all educational programs conducted by Ohio State University Extension are available to clientele on a nondiscriminatory basis without regard to race, color, age, gender identity or expression, disability, religion, sexual orientation, national origin, or veteran status. Keith L. Smith, Associate Vice President for Agricultural Administration and Director, OSU Extension. TDD No. 800-589-8292 ( Ohio only) or 614-292-1868.