



Master Gardener
Ohio State University Extension Volunteer

<http://clark.osu.edu/topics/horticulture/blades-blooms-newsletters>

Follow us on Twitter (www.twitter.com) our user name is OSUEclarkcounty

Blades and Blooms

Master Gardeners of Clark County

Volume 18 Number 05 May 11


May

Every Tuesday 9-12 Pam is on BYGL.conf. call.

- 2 8:30- Horticulture Dept. Meeting
9-12 Helpline
10-12 OC
9-12 Barn Clean up
- 4 9-12 Garden Cleanup
12:30 Perennial Plant & Barn Sale (PP&B Sale) spruce up/pricing
- 5 9-12 Helpline
- 6 1-3 Wild About Wildflower Walk (WAW @ Clifton Gorge
4-6 pm PP & B Sale set up
- 7 9-1 pm PP & B Sale (workers @ 8am)
- 9 9-12 Helpline
- 10 11:00 Herb Shopping meet @ Upper Valley Mall near Firestone
1-3 WAW @ Clifton Gorge
- 11 9 am Fair entrance planting
5 pm Perennial Committee
6 pm Social
6:30 Gen Mtg/plant exchange
- 12 9-12 Helpline
9 - Herb Planting Day
- 13 9-11 Fair Flower Show Com @ Polly Cooper's Field Trial Trucking
1-3 WAW @ Clifton Gorge
- 15 MGV Week
EAB Awareness Week
- 16 9-12 Helpline
9 am - Early Ohio Settler's Planting Day
- 17 6:30 pm Last Food Safety training
- 18 Field Trials Prep
- 19 9-12 Helpline
Field Trials Planting
- 20 Garlic mustard pull
B&B Deadline
1-3 WAW @ Clifton Gorge
- 23 9-12 Helpline
- 25 9 am Utzinger CleanUp
Rain Date Field Trials
- 26 9-12 Helpline
Rain Date Field Trials
- 30 Memorial Day Office Closed

President's Message:

While visiting a local garden center, the owner mentioned that he had planted his eight aunts' favorite trees and bushes and when they bloomed, they would remind him of them. Such a great idea!



Everything has turned green with all of the rain we have had. I am not complaining as I love cool weather with rain as I think it is the perfect time to plant my new perennials. No watering is needed and by the time summer comes, all is well. I still have a list of ones I am searching for, but maybe a slight let up in the rain would be good.

Wow! If you didn't come to the Garden Fling, it was a great event with a great turnout. Thanks to Jean and Fred for co-chairing the event. All went very well and it looks like we will be having our next planning meeting in November. Good Job Everyone!

I hope you have been saving up to come to the plant sale, as we have some great plants at great prices. This was a great fundraiser last year and we hope it will be an even better one this year. Marilyn and Sally have been working hard at the greenhouse watering the plants we were able to purchase for the sale. Don't forget to bring any extra plants you have in your garden. Variety is good. Just remember to plant them up like you would like to buy them. Don't forget to bring any of your new or used garden items you won't need for our Barn Sale, which is always a big hit.

I have a question for everyone? Do you think we (Master Gardeners) need a motto? If so, what should it be? You can be thinking about this while you are trying to catch up on your garden work. 4-H's is "To Make the Best Better".


Don't forget to check the calendar to see what's happening, and also your email.

See you in the garden!

Ruth Ann

"Curiosity is more important than knowledge," Albert Einstein

Pam's Posies



Dear Master Gardeners,

Can you say saturation? I truly reached my frustration saturation point in April when I couldn't get out in the garden every night and on the weekends. Fortunately, I was able to slip in some of my vegetables between rain events, but not everything. I have made a decision that I am going to have some raised beds next year just for the fact that I can most likely plant these beds earlier!

Thanks to all of you who have braved the elements to hike Clifton Gorge. It's been a very interesting year regarding the blooms. The 3rd week in April was absolutely incredible with everything in bloom! We saw 2 species of trillium, Virginia bluebells, Dutchman's breeches and squirrel corn, bellflower, violets, and much more. We will continue these walks through the 3rd week in May. I urge everyone to join us! When time is available, I am now starting the walks with lunch at Clifton Mill at 11:30 a.m. Jo will send out an email regarding lunch.


By the end of May, the water feature in the front entrance should be complete. The Gateway Learning Garden Committee has met with our Landscape Architect to update the master plan. He is also working with us on improving traffic flow to the garden – getting people to the back of the building! I hope to have some of the new ideas implemented before the Gateway Garden Jubilee.

A special thanks to everyone who has stepped up to the plate to help with some activities that have cropped up – the downtown cleanup and the Wittenberg service day, the April garden clean-up that occurred whenever anyone could come to help Kathy, and more! Thanks for all you do for the MGV program and OSU Extension.

Make sure you take a look at the state MGV website – <http://mastergardener.osu.edu> and look at the project tab. Carolyn has been busy entering our projects so that

people can see what we are doing in Clark County. If you have changes or recommendations, please let Carolyn know!

Pamela J. Bennett
State Master Gardener Volunteer Coordinator
Extension Educator, Horticulture
Ohio State University Extension



Please NOTE: The June 24 Tree Survey has been changed to Thursday, June 23, 2011 from 9:00 – 3:00. Location will be announced later.
Pam

Jo's Notes

Thoughts and Prayers

Dianne Kane, foot surgery. Her address is: 1707 St. Paris Road, Springfield, Oh 45504.

Denny Dalton, knee replacement on May 9. His address is: 1034 Acorn Drive, South Charleston, OH 45368.

Jim Hamilton continued health issues. His address is 4348 West Enon Drive, Enon, OH 45323.

Email Address Change

Ed Jenkins' new email address is theedje72@live.com

Thanks

Thank you for checking in your personal files for items that have been left for you.



The MGV Executive Board is recognizing our members who are veterans in the Memorial Day edition in the Springfield Paper.

We thank all military personnel for your service to our county.

Carolyn's Corner

Master Gardener Featured in local Magazine for Art Work

Susie Broidy, co-chair of the Way to Grow Project, is a Master Gardener who wears many hats. Susie's artistic abilities were featured in the April/May issue of *At Home: Sophisticated Living in Southwest Ohio* magazine. Susie lives with her husband Steve close to Clifton, Ohio. After graduating from The Ohio State University, she moved to Southwest Missouri with her husband and began teaching art.



Susie's interest in art is much diversified, but she really likes working with wood, especially chairs. Her art studio is in her grandmother's old hay barn which she is renovating. I am including a couple of pictures of the chairs. On Saturdays during the summer, Susie has mosaic class for whoever wants to join in the fun. She is a very helpful teacher and makes class a lot of fun. Presently she is doing a project with the help of her students at the Springfield Art Museum. It is a large mosaic to hang on the wall there as a permanent attraction. The theme is what is environmentally happening to our planet. We have sick coral, rumpke hill, and polluted air. It is nearing completion and the unveiling will be the evening of May 6. Hope you get the chance to see the mosaic piece.

May Activities

There will be a lot of projects starting up in May and plenty of opportunities to rack up some volunteer hours. First will be the May garden clean-up (Hopefully) on Wednesday, May 4. We need a full crew of volunteers since we are far behind in our bed preparation. Committee Chairs will also be having cleanups for their gardens, check emails for dates and times.

Field Trials

The babies are almost ready to make their appearance to the outside world. They will be tender for a while, so they are covered with row covers. This will allow them to gradually become acclimated to the outside. This is called hardening off, remember from training?

Volunteers Hours

We need truckers to haul the plants from the greenhouse to the extension office. If anyone can do this, call Carolyn. Need about 5.

Preparation of Field Trial Beds

Need some volunteers to roto till the shade beds in the Field Trials, the other beds we will use the big tractor. Would like to have this done a few days before prep day. Official Prep Day will be May 18, 9-noon or maybe a short while longer. This day we will rake the beds, measure the rows and mark with plant labels, put down bed markers, and put up the shade cloths.

Planting Field Trials

We will begin at 9:00 am on Thursday, May 19 and go to finish. Lunch will be served. Let Carolyn know if you will be helping so she can plan for lunch. We also do a lot of planting of beds around the building this day. No plants are up for grabs until we have finished the trials, the containers, and the beds that we typically do. Committee chairs if you want plants for your beds, please wait until all of this is finished before you make your selection.

Adopt-A-Bed

There will be sixteen beds in the trials and I need a caretaker for each one. The job requires a weekly check for weeds and the removal of said weeds. We have many tours and visitors coming to our gardens and we want them to admire the flowers. We also take pictures to document the plants for publication and pictures just do not look good with an assortment of weeds. May be done anytime day or night at your convenience. Call Carolyn and sign up and the job is yours.

Don't Miss This

May general meeting Wednesday, May 11 6:00 pm social time. Carolyn and Dea will give a short presentation on America in Bloom. Following the meeting, will be the annual plant exchange. Bring one plant, take one; bring two plants and take two plants, and so forth. Weather permitting we will put all the plants on the patio. Have them properly labeled.

At this meeting, many committee chairs pass sign up sheets around for volunteers to sign up for work details. Sign up now don't wait until September to start collecting volunteer hours.

Last Chance

Any volunteers who need to be certified for Food Safety, May 17 at 6:30-8:30 in large conference room will be the last opportunity to do this. Any volunteers who in some way will be handling food have to take this. Social chair, Herb chairs, Food chair at Jubilee, and chefs at Utzinger if any of you still need to certify call the office and get on the list.

Put These Dates on Your Calendars

Perennial Plant and Barn Sale

Saturday, May 7, 9:00 am-1:00 pm in the Gateway Learning Gardens. This is a great chance to pick up some new perennials for your gardens. There will be lots of new cultivars that have not appeared in our local garden centers to date. Bring a gardening buddy and come out and stock up.

Blue Ribbon Blooms—Secrets of Flower Show

Success

Here is an opportunity to learn about showing flowers. Have you wanted to enter something in our county fair flower show and did not feel that you new how to do that. This is the class for you. The class will be taught by Cheryl McKirnan, a graduate of Purdue University with a degree in floral design. Some of you may remember her from the Holiday Decorations Workshop we had in December. Topics covered will be: stem or spray which is it; disbud not disbud; and artistic design and many other topics. Entry fee is \$5.00 and register by calling 521-3860.

Celebration of Master Gardener Volunteer Week May 15-21

We will have refreshments after lunch on Field Trial planting day, Thursday, May 19 in the large conference room. Everyone join us about 1:00 pm for some fellowship, some dessert, and pick up a small token of appreciation for your service to OSUE from the Horticulture staff. In honor of it being MGV week, we will be focusing on Invasive species; it is also Emerald Ash Borer awareness week. On Friday, May 20, during the Wildflower Walk, we will be pulling as much garlic mustard as we can.

A great big hug and thank you to all of our volunteers!!!
Carolyn Allen

"May and June. Soft syllables, gentle names for the two best months in the garden year: cool, misty mornings gently burned away with a warming spring sun, followed by breezy afternoons and chilly nights. The discussion of philosophy is over; it's time for work to begin."

- Peter Loewer

Non-Native Plant of the Month

Lenten Rose (*Helleborus*)

by Janet Hannel

I wrote my first (**uninvited**) plant article because I felt that there wasn't enough attention given to Ohio's wonderful array of native plants. But it turns out that in my own garden, there were some non-natives that I could not live without, especially in spring when the desire for color and greenery becomes almost an obsession. First there are the aconites, followed by the croci, both of which are non-native. So much for my native plant soap box!!!

These are swiftly followed by the Lenten roses, natives of Europe and Asia, which have been at their glorious best for at least a month. Their pendulous blossoms have survived frosts, snow, heavy rain- truly nasty spring weather. I have cut off the leathery, aged evergreen leaves, which provided welcome green throughout the winter.

These plants may be expensive initially, but they reseed freely and are easy to transplant in partial shade. They don't like wet feet. The colors are muted- pinks, purples, whites, pale yellows.

Plant them near sidewalks so that the neighbors can enjoy the show. I have them planted too in front of my kitchen window where I don't even have to go outside to enjoy them. Don't hide them in the back of the garden!!!



COMMITTEE REPORTS:

PERENNIAL PLANT & BARN SALE REMINDER!

The Perennial Plant and Barn Sale is Saturday May 7th from 9am-1pm. It is coming up quick! Set up for the event will be Friday evening from 4-6pm. Anyone interested in helping with set up and or the event may email or call Marilyn Hinderer at 937/828-1589 or mkh1324@aol.com.

Tom Davidson will host the Weed Identification station again this year for the education of our attendees. Bring in your "mystery weed" samples for him to identify.

We have some wonderful plants that Ruth Ann, Cindy, and Carolyn selected for the sale this year and they have been pampered in the greenhouse for the last several weeks. The "Astilbe", the "Peony" selection, and the "Heuchera" selections are amazing! I have been also hearing wonderful things about the plants many of the MG's are donating. Remember, we have pots, soil, and labels for you to use. I have "potting kits" made up at the greenhouse or will have them with me at the clean up. **Pot things so they look like something YOU would want to purchase!** With what I have seen and am hearing, it should be a wonderful opportunity to add some beautiful plants to your gardens.

We are ready for garden items to be dropped off. We have cleaned out an area of the barn and now have a place to store those items until the sale. So, as you're doing your "spring cleaning", don't forget to pass along gently used garden items which may be useful in and around the gardens for the "Barn Sale"

Plant drop off can be done Wednesday May 4th at the Garden clean-up or on Friday before the set up so that we can get the pots marked. We are also looking for wagons that we can use the day of the sale.

The next work day is planned for April 27 from 1-3. If weather cooperates, we will be helping to move, dig, divide, & pot some of the plants from the area where the new shade patio is going in.

I appreciate everyone that has signed up and offered to help that day and all the suggestions we have had to make this a great fundraiser (or as Jean Rickards says – "FUN-raiser"! See you at the sale!

Marilyn Hinderer

FUND RAISING

I guess you will all see, if we ever have garden cleanup, the paths are ready for the bricks. If you haven't ordered yours and would like to, check with Carolyn or Jo. The office has a master list of the names to which brick information has been sent. Take a minute to look at it and see if you know anyone on the list well enough to give them a follow up call. Everyone's help is needed for this project to be a success.

Also, we want to focus on our plant sale as one of the main MG fundraisers. So, help talk it up to your friends, put a sign in your yard, and come see all of the great offerings we have. We hope to feature some different plants each year as well as some favorites. In addition, we want to provide you a place to offer some of your favorite plants to our community. If you are working at the event, don't forget to ask how they heard about it. We have advertised all of our events in the 4-H pullout in the Springfield News and Sun, an ad with the Hollindia Botanical Gardens Spring Bulb Festival brochure, and in the Springfield paper.

Ruth Ann Rahim

HELPLINE

HelpLine has started strong this year. We have been averaging 3 to 6 calls each Monday and Thursday morning along with many walk ins. 7 to 9 of these questions dealt with needle drop and dead limbs on the lower part of evergreen trees. Some younger trees are completely dead. Most of these trees are spruces. Remember the drought last year and the year before, and the on again and off again winter we had, this is the result. Not much to do but to trim out the dead parts and wait and see.

May Volunteers

Mondays	Thursdays
May 2 Ed Jenkins	May 5 Rosalind Mader
May 9 Lola Walston	May 12 Ed Wichael
May 16 Ed Wichael	May 19 Marcia Roberts
May 23 Lola Walston	May 26 George Simon

There are still plenty of openings for June and July. Bring you calender to the May 11 General Meeting and sign up.

Remember: You know that you are a Master Gardener when you rejoice in rain..... even after 10 straight days.
Rick McKinstry

EARLY OHIO SETTLER'S GARDEN

There were about a dozen Master Gardeners at the Gammon House the morning of March 21st, 2011 with Betty Grimes and John as our guides. It was extremely interesting and a lot of work has been done to the house. I highly recommend a tour. We ventured to the local Rudy's for lunch and a meeting. We are going to be growing a lot of new varieties of vegetables, still 1800's, in our vegetable gardens. We are also rotating the vegetable beds. We are adding a new apple tree, it will be a Malus Esopus Spritzen. This is one of only four apple trees Thomas Jefferson grew. He used them as a dessert apple. There will be some minor changes to other gardens with some new plants. We will be renewing our paths in the garden on Tuesday, April 19th at 10:00 and doing our garden planting on Monday, May 16th at 9:00. We added a few new members to our Settlers and we are glad to have their fresh approach and hands in our gardens.

Jean Rickards

GARDEN FLING

The wrap-up meeting for the Garden Fling was on Monday, April 11th from 1-3 with most of the heads of the committees present. We had committee reports and are looking at some changes for the next Garden Fling. We will be having the Fling at Kenton Ridge High School on Saturday, April 7th from 9-3. We felt the new location worked out very well and the responses from the evaluations supported us to leave the Fling at Kenton Ridge. Everyone was pleased with the food the Booster Club provided and they are willing to do the lunch next year. So, Fred and I are going to put this committee to bed until the organizational meeting on Monday, November 14th. We would again like to thank all of you for your help and hope we can count on you again next year.

Thanks-

Fred Rufener and Jean Rickards

TURF COMMITTEE

Turf mowing schedules will be available at the May meeting.

May 2-----Jim Hamilton

May 9----Jane Malowney

May 16---Rick McKinstry

May 23---Peter Wallace

May 30--Denny Dalton

Thanks, Fred Rufener

PERENNIAL COMMITTEE

Come join us on the next sunny day for a Perennial Committee work day. We will be building an ark. What can we say? We're as caught up as we can be, torrential down-pours notwithstanding. Thanks to Becky Miller, Shonil Datta, Karen Neer and Ruth Ann Rahim, for helping Kathy with weeding, pruning and transplanting. The arbor supplies are set up and we need a break in the weather to get the arbor extension built. A big thanks to Phil Young and Ron Kurth for taking the lead on this. They will be calling on a few of you men for help at the appropriate time.

Our new plants will be arriving soon! Keep close tabs on your emails or phones as we will no doubt be screaming for help when the ground gets firm enough to stand in the flower beds without sinking to the knees.

Kathy McConkey and Dot Burkholder

UTZINGER GARDENS

What a year for new beginnings, this is becoming. I really cannot remember a spring that has been this rainy, hopefully we will continue to have some warm summer rains. This will be the first year to fully appreciate our irrigation at Utzinger Garden. The farm crew has been busy already and has added a drain from the spouting of the McCormick building to our storage tanks. Not only should we have water, but we will be saving and using rain water.

As I am writing this, it looks as though our first clean-up date is questionable since rain is in the forecast. I will be sending out an email early on clean-up days (by 7:30) if the date is postponed. If the weather still seems questionable to you, please use your best judgement. I do not want anyone working in conditions he or she is uncomfortable with. Also, with the purchase of our grill last year, we are unable to leave the work shed unlocked. So if you plan to work on a non-scheduled date, please make sure that you have your tools with you. I am planning to start my 3 day schedule the first week of May. For the most part, I will be there on Monday, Wednesday and Friday from 8-4:30. I do have some committee meetings in Springfield, so there will be occasional changes.

I am looking forward to another great year at the Molly Caren Farm. This is our organization's 7th year. I am so thankful to work with such a committed group of volunteers. Let's keep it energized and continue to be the "jewel" of FSR!
Cindy Schneiter

FAIR FLOWER SHOW

We had a great meeting for the Fair Flower Show at Panera. We are coming along well with donations. We will pass out letters and 501c sheets at the next meeting. The meeting will be at Polly Cooper's home at 1763 Stratford Place 9:00 a.m., May 13, 2011. Everyone is welcome. Just a reminder--Polly and I have decided this will be our last year to chair and co chair. We will remain on the committee and help whomever decides to take over. It is a great event. We thank all of you for your help
Thank you again
Madge Morris and Polly Cooper

HERB COMMITTEE

We will be going on our annual luncheon and plant shopping trip on May 10. Everyone is invited to go on this outing, you do not have to be a member of the herb committee to go. So come, enjoy the fun. We will meet at 11 a.m. at the Springfield Upper Valley Mall PENNEY'S, on the Route 41 side by Firestone Tires. We will go to LaPiazza in downtown Troy on the north side of the circle, then to Andy's Garden Center at 2310 West State Route 55, Troy, Ohio. Please RSVP by May 6th to Peggie 399-1799 or Natheta 325-5202 or email us. This way, we can advise the restaurant and plan the carpools. Also, we do not want to leave anyone behind. Plan on attending, we've heard the food is delicious and the garden center is really nice - with lots of herbs and beautiful plants. It is always a great time to go to a garden center.

If you don't care to car pool, we plan to be at the LaPiazza Restaurant at 11:30 a.m. and at Andy's Garden Center at approximately 1:00 p.m. We should be back by approximately 3:30 p.m. Natheta's cell phone number is (937) 561-3533 if you have a last minute problem or can't locate us at the mall.

On May 12th at 9 a.m., we will have a planting day if the weather will cooperate.

At our meeting March 21st, we asked if anyone would volunteer to write the herb article for the Blades and Bloom. We are happy that George Simon stepped up to help and wrote the article this month. Thank you, George. Now, if anyone else would like to help, please let Natheta or Peggie know.

Hope to see you all for the luncheon and plant shopping.

Happy Gardening,
Peggie Elsnau and Natheta Mercer (Co-chairs)



Happy Birthday to...

Laura Foley	5-5
Anne Kaup-Fett	5-5
Lisa Salyers Osman	5-7
Edward Wichael	5-10
Carol Hanusik	5-11
Rosalind Mader	5-12
Donna Myers	5-16
Thomas Davidson	5-20
Fred Rufener	5-20
Marcia Roberts	5-25



"The world's favorite season is the
spring.

All things seem possible in May."

- Edwin Way Teale

Reminder: All fees for recertification, programs, events, etc. that are sponsored by the Master Gardeners of Clark County need to be payable to Master Gardeners of Clark County and mailed to Master Gardeners of Clark County, PO Box 158, Springfield, OH 45501-0158. OSU Extension cannot accept any checks for the Master Gardeners. Thank you.

PLANT OF THE MONTH:

SWEET ALYSSUM

LOBULARIA (lob-you-LAIR-ee-uh)

It's a snap to grow this annual from seed or from transplants. It will reach blooming size at record speed, and will grow just about anywhere except deep shade or soggy soil. As a



bonus, the flowers attract beneficial flower flies that help control aphids and other pests. The flowers may be small, but they are borne in such huge numbers that the plant is almost hidden by flowers through the entire growing season. This simple little edging plant is one of the most popular annuals.

Just about every garden center will have cell packs of sweet alyssum which will provide instant results, however, sometimes the transplants don't settle into the garden very well. If you buy cell packs, look for smaller plants with more leaves than bloom, or you can trim heavy blooming plants back by half at planting time.

It's very easy to grow this plant from seed. This would be a good plant for first-time seed sowers. Just sprinkle some seed over moist growing mix 5 to 6 weeks before the last spring frost; then press lightly. Place in a bright spot (they need light to germinate) at anywhere from 55 degrees F up to room temperature, and they'll germinate in about 5 days. After the last frost, plant them outside in sun or partial shade in any kind of well-drained soil. Set the plants 6 to 8 inches apart. Water once and let them grow. They will bloom lightly in about 6 weeks.

An even easier method is to just sprinkle the seed on the ground where you want the plants to grow. In cold winter climates, sow outdoors a few weeks before the last frost, in mild winter areas, sow once each season - spring, summer, fall, and winter. When the plants come up, thin them to about 6 to 8 inches apart.

In cool summer areas, the plants will bloom right through the summer with a bit of watering during periods of drought. They often survive the first fall frosts and will bloom on until nearly winter. They may quit blooming during the hottest weather, but will pick up again when the weather cools.

Use these plants in your containers, hanging baskets, for mass planting, in rock gardens, or for edging.

Dot Burkholder



It's time for a little review about using our Horticulture Library. First of all, we want to remind you that it is here for your use for reference, resource and enjoyment. We still run into the occasional surprised Master Gardener Volunteer who doesn't realize that these books are here to be borrowed!

How to Borrow:

1. Choose your book(s)
2. Make a copy of the book cover using the copy machine. (you may need a little assistance making cc's the first time or two) Please include the library labels on the binding when making your copy.
3. Write your name and the date on the front of the copy.
4. Place it in the file folder, then into the file holder attached by magnet on the end of the library bookshelf near the back door near Kathy's desk.

How to Return:

1. Place the book in the box marked "LIBRARY BOOK RETURN BOX"
2. Pull your copy(s) from the file and toss it in the blue recycle bin.

If you need help with any of this, just ask one of the support staff, who will be glad to assist.

Kathy McConkey

Herb of the Month:

Parsley (*Petroselinum crispum*)

I am amazed at the variety of herbs. They are divided by their uses into three general categories: medicinal, culinary and decorating/fragrances. Since I enjoy eating, the culinary cluster was selected. There was a temptation to



select mustard or mint or even curry but decided to defer them for future articles.

The herb for this month is the lowly parsley. Unlike most of its fellow herbs, one is not concerned about adding too much to a recipe. As your dish simmers there will be no exotic aroma filling the kitchen nor will compliments flow during the meal. So you ask, aside from a garnish, why would I waste my time growing it let alone using it in cooking? That is a good question and one worthy of an answer.

For over two thousand years, parsley has been cultivated in its native Mediterranean region of Southern Europe. The early Greeks held it to be sacred and used it to adorn tombs and wreaths for victorious athletes. Their word for parsley meant “rock celery”. Ancient Rome was the first to use it as a garnish.

In addition to seasoning dishes, it also provides health advantages. It affords high levels of Vitamins A, C and K with a generous portion of iron all within a single sprig. It also abounds with antioxidants and folic acid, helpful for a healthy heart.

Do not add parsley simply because it is good for you; it also compliments the taste of many foods. When cooking, using the Italian flat leaf is best. To retain the taste, color and nutritional value; parsley is best added near the end of the preparation process.

Because of its place of origin, it is contained in many Mediterranean and Middle Eastern dishes. Some other uses include soups, sauces, salads or sprinkled on vegetables, meats and fish. And you thought it was only to dress-up dinner plates.

References:

Fortin, Francois, Editorial Director. The Visual Foods Encyclopedia. Macmillan: New York. 1996.

Grieve, A. A Modern Herbal Publication. New York. 1971.

Wood, Rebecca. The Whole Foods Encyclopedia. Prentice-Hall Press: New York. 1988

George B. Simon II

"'Tis like the birthday of the world,
When earth was born in bloom;
The light is made of many dyes,
The air is all perfume:
There's crimson buds, and white and blue,
The very rainbow showers
Have turned to blossoms where they fell,
And sown the earth with flowers."
- Thomas Hood


History Corner

The Master Gardener Program has been in existence since 1993 in Clark County. This is a total of 17 years of teaching, planting and organizing a program to bring awareness to home and community gardening. From the first gardens at Young's Dariy Farm to the 20+ gardens at the Clark County Extension Agency we've come a long way and still have a long way to go with these programs. The proof lies in the hours expended by Master Gardeners both active, 80,178.38 and inactive, 29,820.40 bringing the total number of hours to 109,999.78 as of this writing and this year is not over with yet. Both past and present Master Gardeners have contributed so much to help bring community gardening support through teaching workshops, Garden Fling, Jubilee, and the gardens at the Extension Office. The Master Gardener program has gone from just a field of grass and dirt to the beautiful Gateway Gardens. It's like traveling the yellow brick road of OZ.

Betty Grimes

Ohio State University Extension
Clark County
4400 Gateway Blvd., Suite 104
Springfield, OH 45502-6330

Garden Clean Up Wednesday May 4th 9 - Noon



The Master Gardener “Blades & Blooms” is a publication of the Clark County Extension Office, 4400 Gateway Boulevard, Suite 104, Springfield, Ohio, 45502, 937-521-3860. The Master Gardener Advisor is Pam Bennett.

OSU Extension embraces human diversity and is committed to ensuring that all educational programs conducted by Ohio State University Extension are available to clientele on a nondiscriminatory basis without regard to race, color, age, gender identity or expression, disability, religion, sexual orientation, national origin, or veteran status. Keith L. Smith, Associate Vice President for Agricultural Administration and Director, OSU Extension. TDD No. 800-589-8292 (Ohio only) or 614-292-1868.